

D15

DIVERSITY

PLAN

Public Workshop #1

February 13, 2018

Introduction

The D15 Diversity Plan process has been established to create a community-based middle school diversity plan for School District 15 in Brooklyn, New York.

The New York City Department of Education (DOE) is committed to supporting schools and programs that reflect New York City's diversity. In June 2017, we released our diversity plan, *Equity and Excellence for All: Diversity in New York City Public Schools*. As part of this plan, we are engaging with New York City communities to discuss ways to increase school diversity and offer more formal support and guidance.

Our goal is to create a D15 Diversity Plan that will promote diversity in District 15's middle schools and help shape district-level policies across New York City. To best meet this goal, we are engaging community members, using their input to help shape the plan, and making data related to school diversity more transparent.

Contents

D15 Middle School Admissions Process
6

D15 Middle School Screens
8

Segregation in D15
10

Challenges to Integration
20

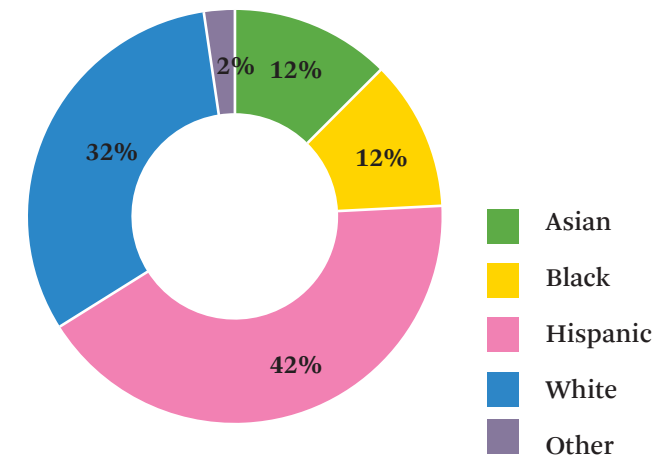
D15 Diversity Plan Process Diagram
22

School District 15

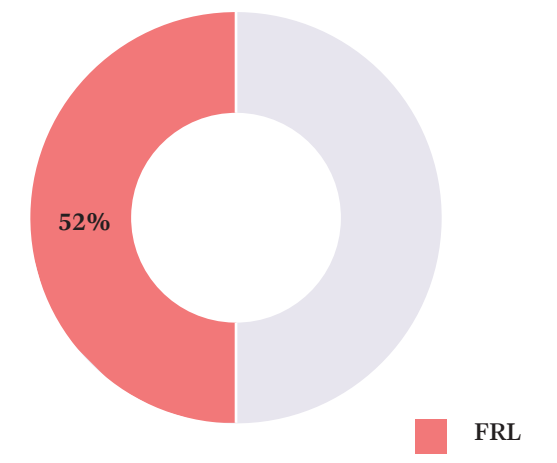
D15 Demographic Snapshot

Currently Enrolled Middle School Students (Grades 6-8) School Year 2017-2018

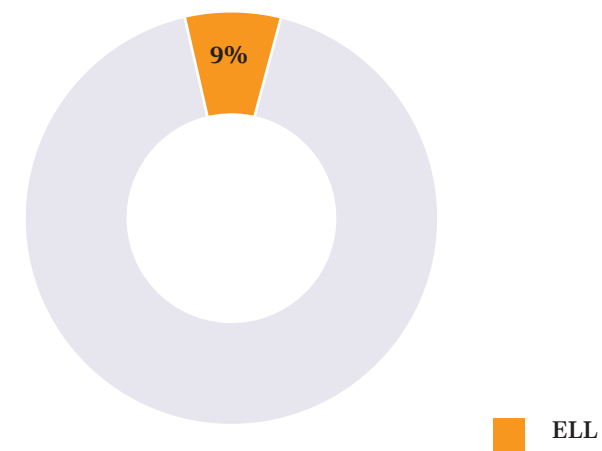
Racial Demographics



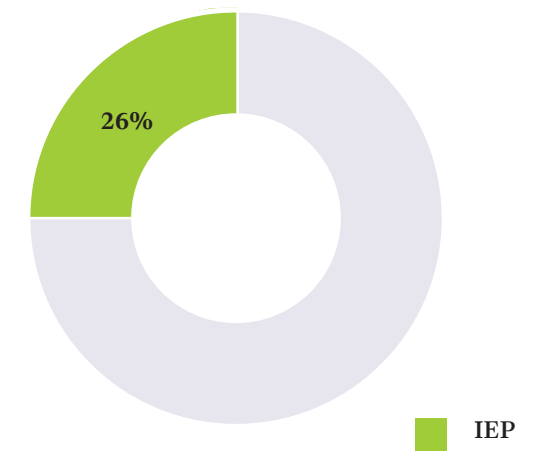
Free & Reduced Lunch (FRL)



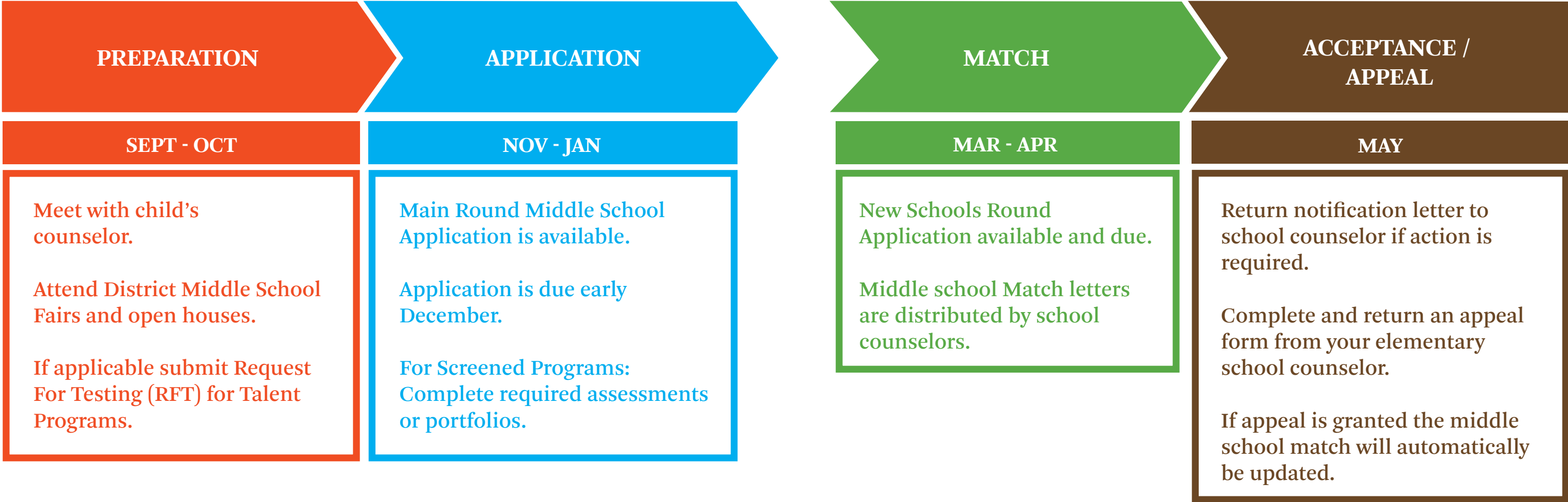
English Language Learners (ELL)



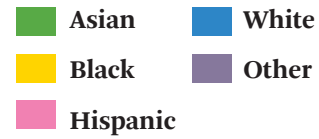
Individualized Education Program



D15 Middle School Admissions Process



D15 Middle School Screens



District 15 has 11 middle schools. Ten of the schools use screens, or specific selection criteria to admit students. M.S. 839 is a lottery school; students who apply are randomly selected.* Each school's screens, racial demographics, corresponding neighborhood and district demographics are outlined below:

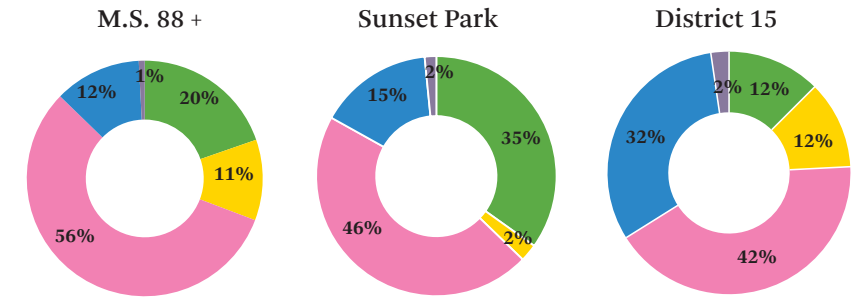
	SCHOOL	NEIGHBORHOOD	DISTRICT
Boerum Hill School for International Studies Attendance Attendance at an Open House / School Tour Final 4th Grade Report Card 4th Grade New York State ELA and Math Exams Interview Punctuality	International Studies	Carroll Gardens	District 15
	Brooklyn Collaborative	Carroll Gardens	District 15
	M.S. 442	Windsor Terrace	District 15
Brooklyn Collaborative Academic and Personal Behaviors Attendance Course Grades: ELA Course Grades: Math	Brooklyn Collaborative	Carroll Gardens	District 15
	M.S. 442	Windsor Terrace	District 15
	M.S. 136	Sunset Park	District 15
School for Innovation (M.S. 442) Academic and Personal Behaviors Attendance/Punctuality Course Grades: ELA Course Grades: Math	M.S. 442	Windsor Terrace	District 15
	M.S. 136	Sunset Park	District 15
	M.S. 839*	Kensington	District 15
Charles O. Dewey Middle School (M.S. 136) Academic and Personal Behaviors Attendance Final 4th Grade Report Card 4th Grade New York State ELA and Math Exams Demonstrated interest: school visit	M.S. 136	Sunset Park	District 15
	M.S. 839*	Kensington	District 15
	M.S. 839*	Kensington	District 15

Source: NYC DOE (District 15 Students / Grades 6-8 / SY 17-18)

M.S. 88

Academic and Personal Behaviors
 Attendance
 Final 4th Grade Report Card
 4th Grade New York State ELA and Math Exams

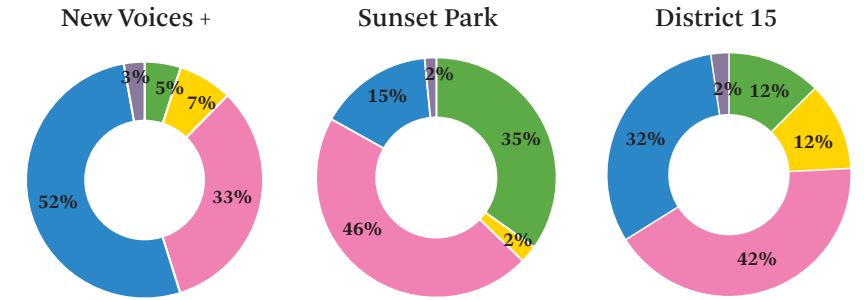
+ Commonly perceived to be between Sunset Park & Southern Park Slope.



New Voices School of Academic & Creative Arts

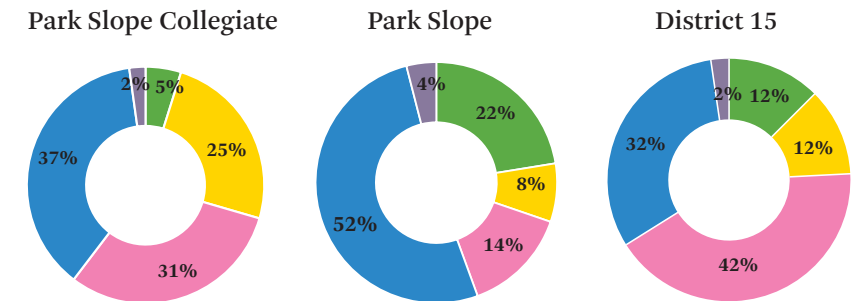
Audition
 Interview

+ Commonly perceived to be between Sunset Park & Southern Park Slope.



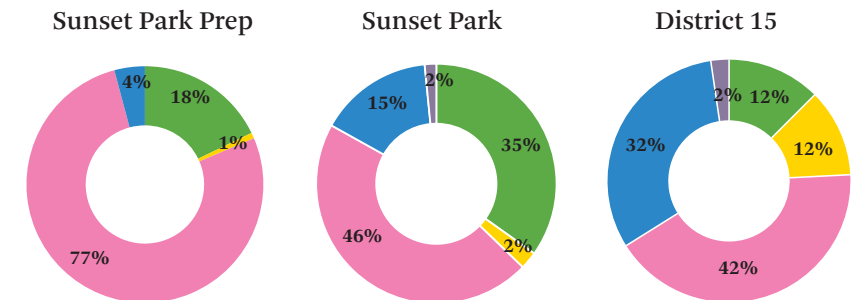
Park Slope Collegiate

Gives priority to students who attend the following elementary schools in order to balance their underrepresentation in the applicant pool: 1, 15, 24, 38, 94, 124, 131, 169, 172, 676.



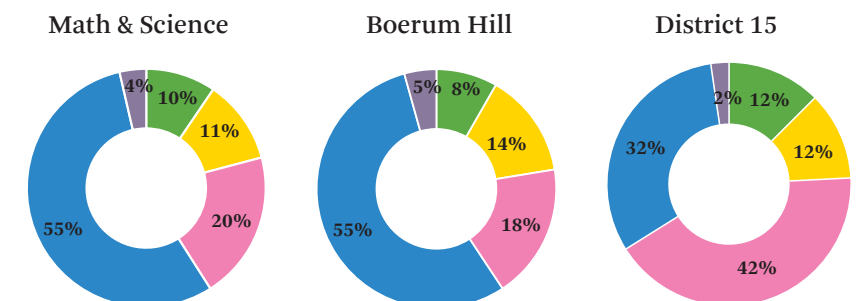
Sunset Park Preparatory

Academic and Personal Behaviors
 Attendance
 Final 4th Grade Report Card
 4th Grade New York State ELA and Math Exams



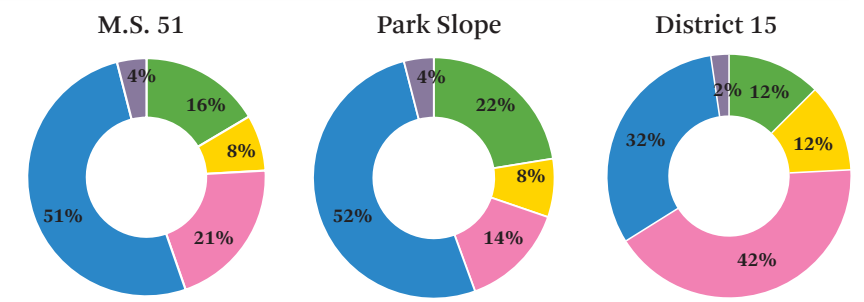
The Math & Science Exploratory School

Final 4th Grade Report Card
 M.S. 447 Entrance Assessment
 Academic and Personal Behaviors



William Alexander Middle School (M.S. 51)

Academic and Personal Behaviors
 Attendance
 Final 4th Grade Report Card
 4th Grade New York State ELA and Math Exams



Segregation in District in D15

One way to examine segregation in schools (or the geographic isolation of specific types of students), is to compare a specific category of students at an individual school to the district's average for the same category.

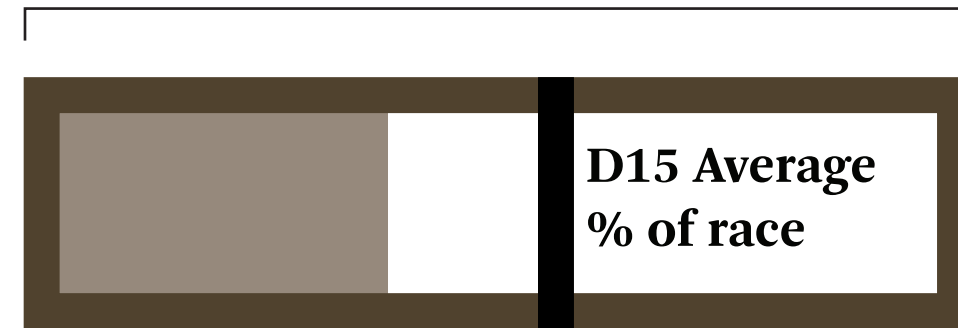
For example, as seen on the following page, 77% of Sunset Park Prep's students are Hispanic while the district average for Hispanic students is 41%.

This can be looked at from a range of factors, including Free & Reduced Lunch (FRL). For example, 19% of Math & Science's students qualify for FRL, compared to the district average of 52%.

It is important to note that several factors affect school segregation including, housing segregation, school travel distance and which type of students apply to certain schools - among others.

D15 Measurement Tool

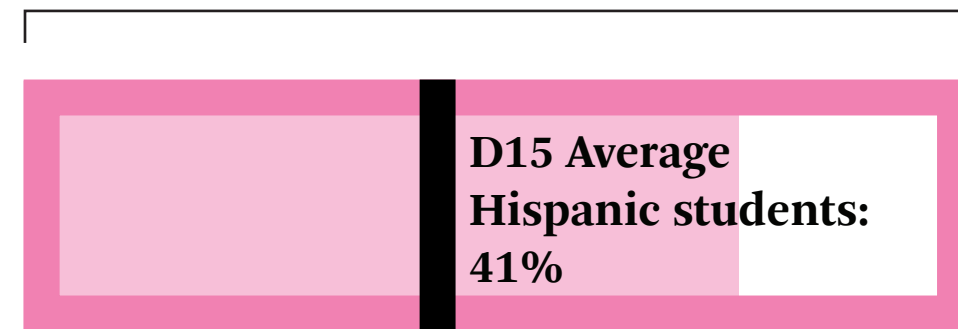
Representation of race at individual school



% of race at selected school

Sunset Park Prep - Hispanic Population

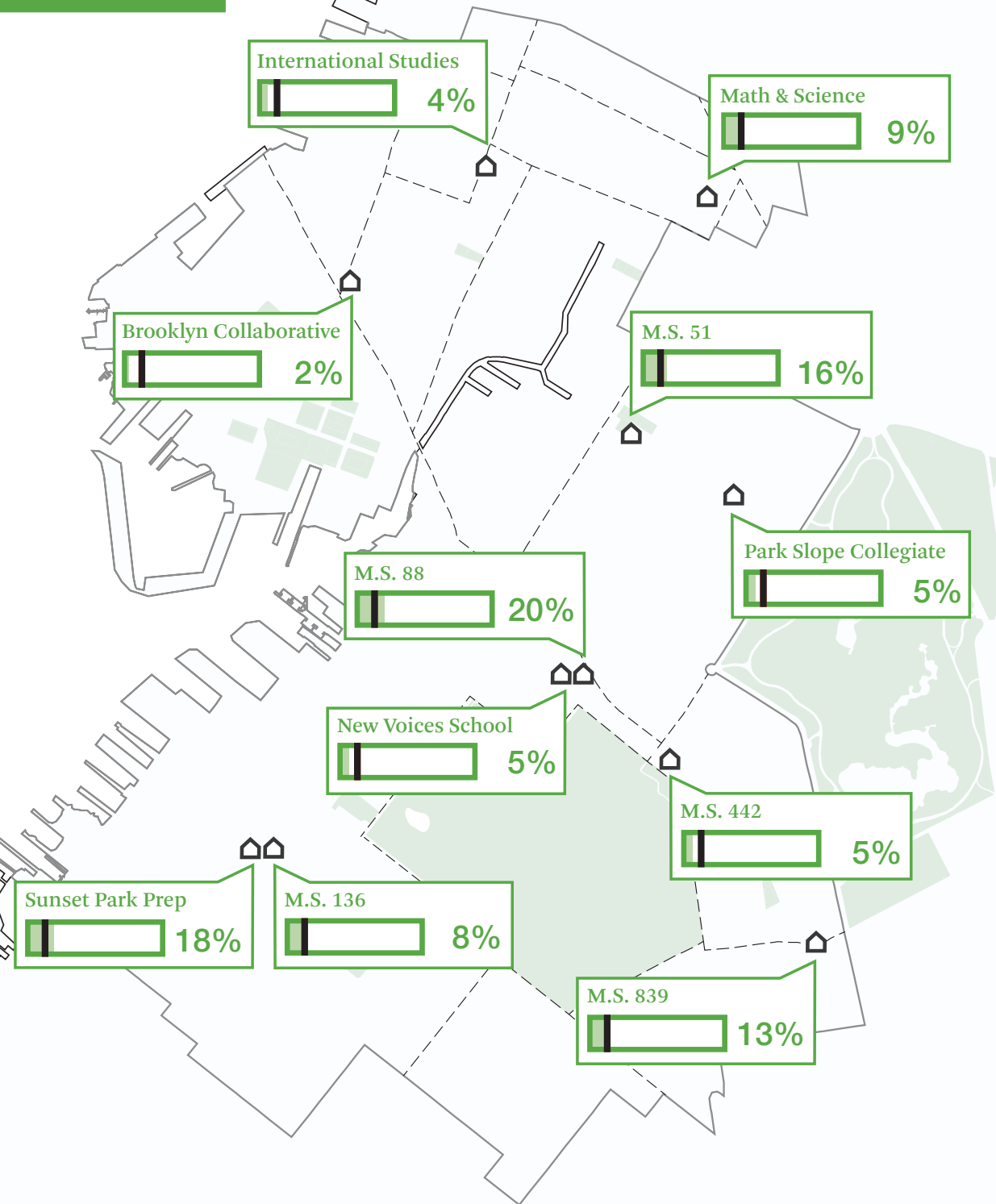
Representation of race at individual school



77% of Sunset Park Prep's students are Hispanic

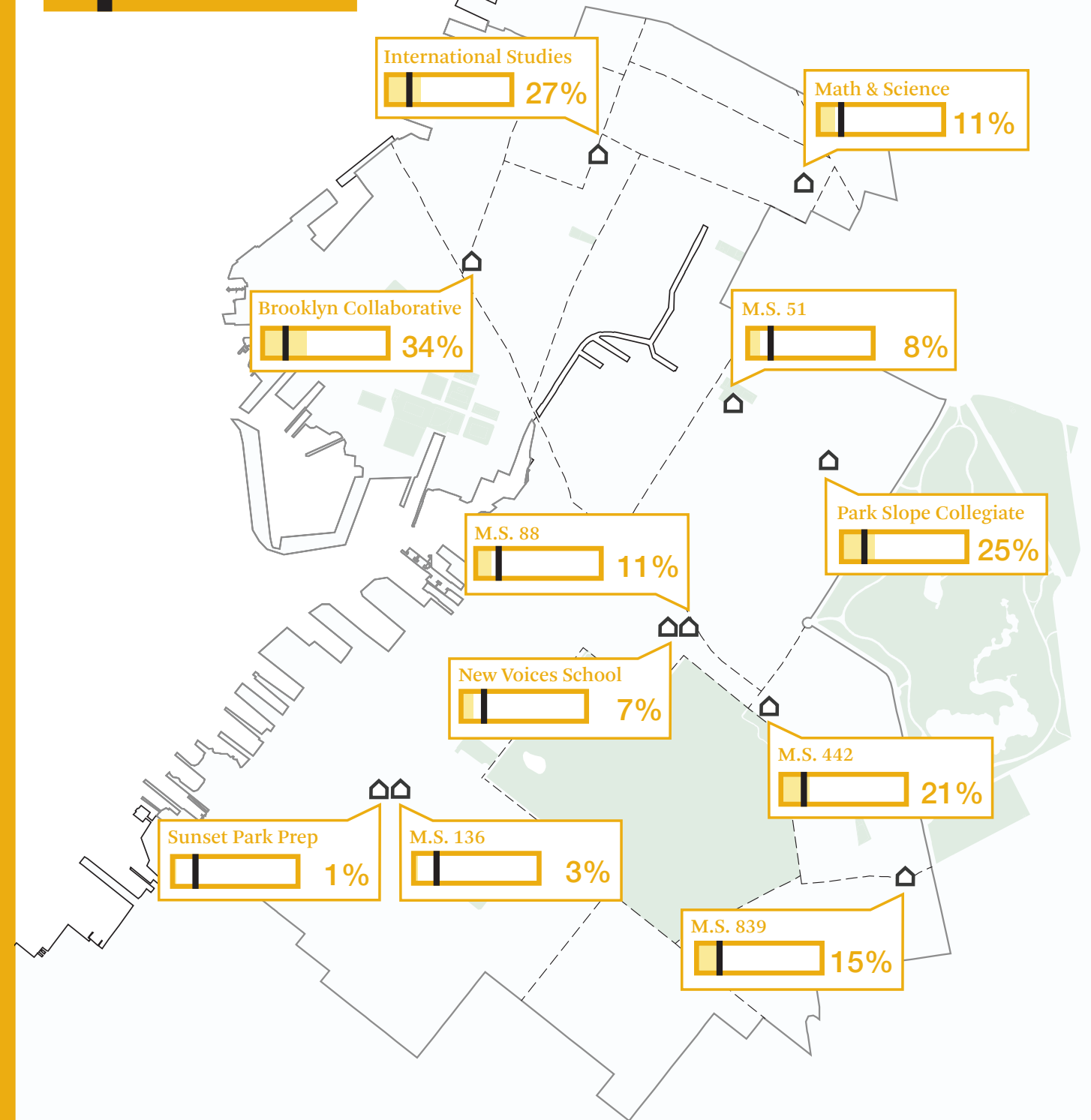
Asian

District Average: 9.7%



Black

District Average: 14.8%





Hispanic

District Average: 40.7%



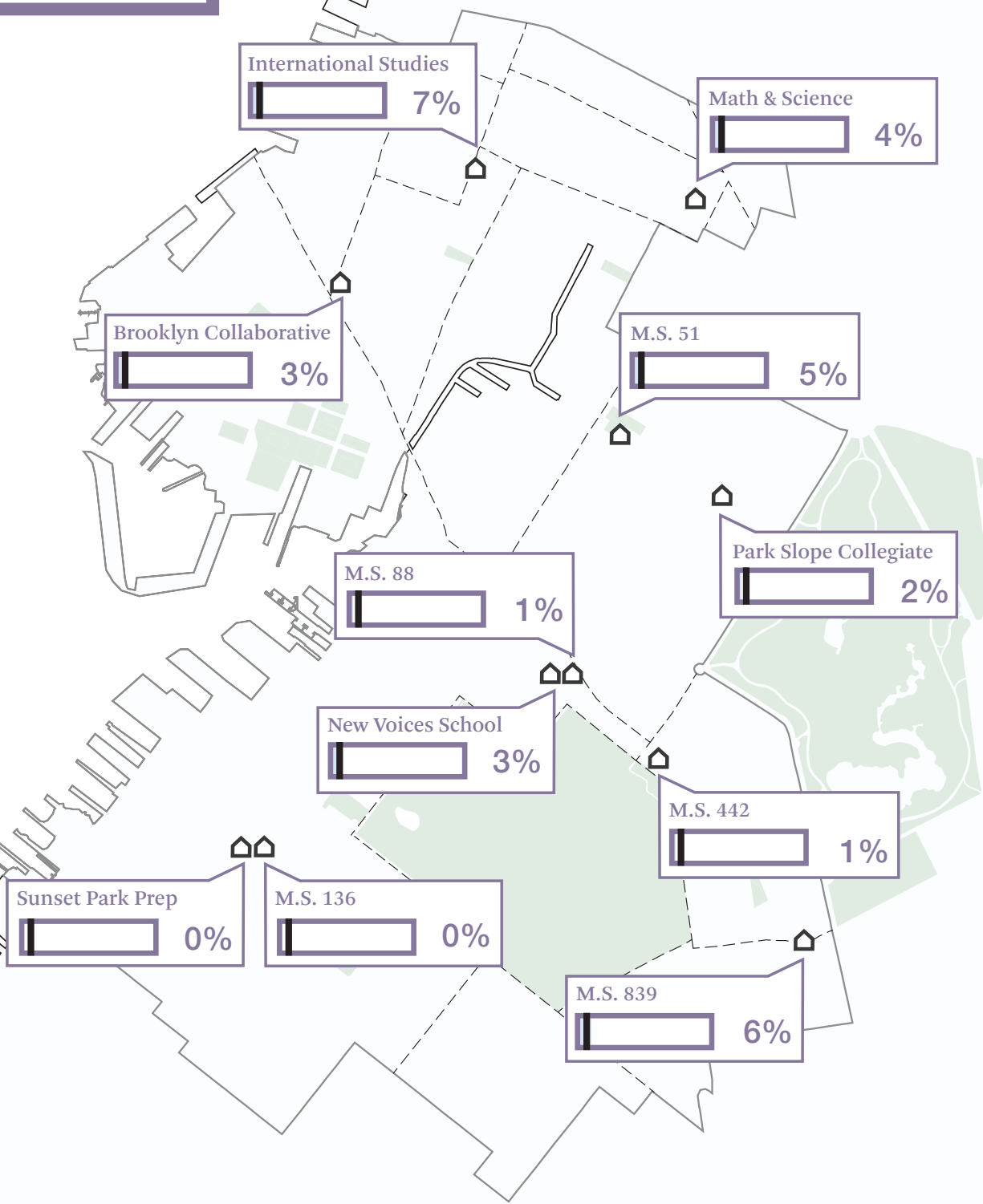
White

District Average: 32.2%



Other

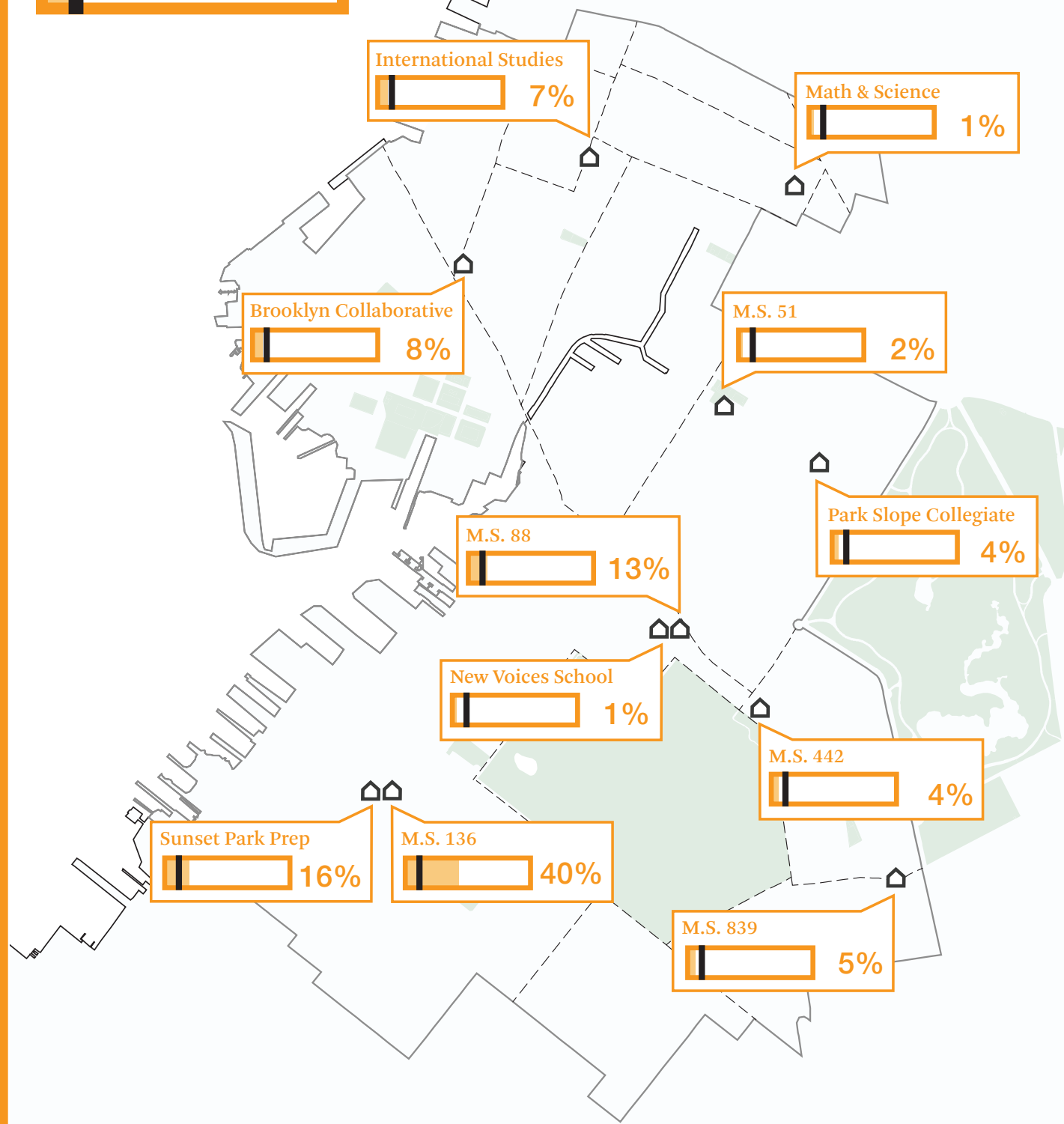
District Average: 2.4%



Source: NYC DOE (District 15 Students / Grades 6-8 / SY 17-18)

ELL (English Language Learners)

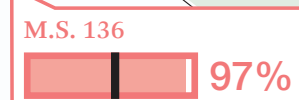
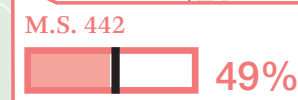
District Average: 9.3%



Source: NYC DOE (District 15 Students / Grades 6-8 / SY 17-18)


FRL (Free & Reduced Lunch)

District Average: 51.6%



IEP (Individualized Education Program)

District Average: 25.8%



Challenges to Integration

Please help us identify challenges to creating meaningful integration within District 15 middle schools. Below are some suggestions for your consideration. What do you think is missing? What is most important to you?

Perception of Schools



Admissions Policies



Curriculum



Access to Information



Physical Access



Funding



Travel to School



Overcrowding



Safety



In your opinion, what are the main barriers to meaningful school integration?

Are there other elements you think we should consider/prioritize?

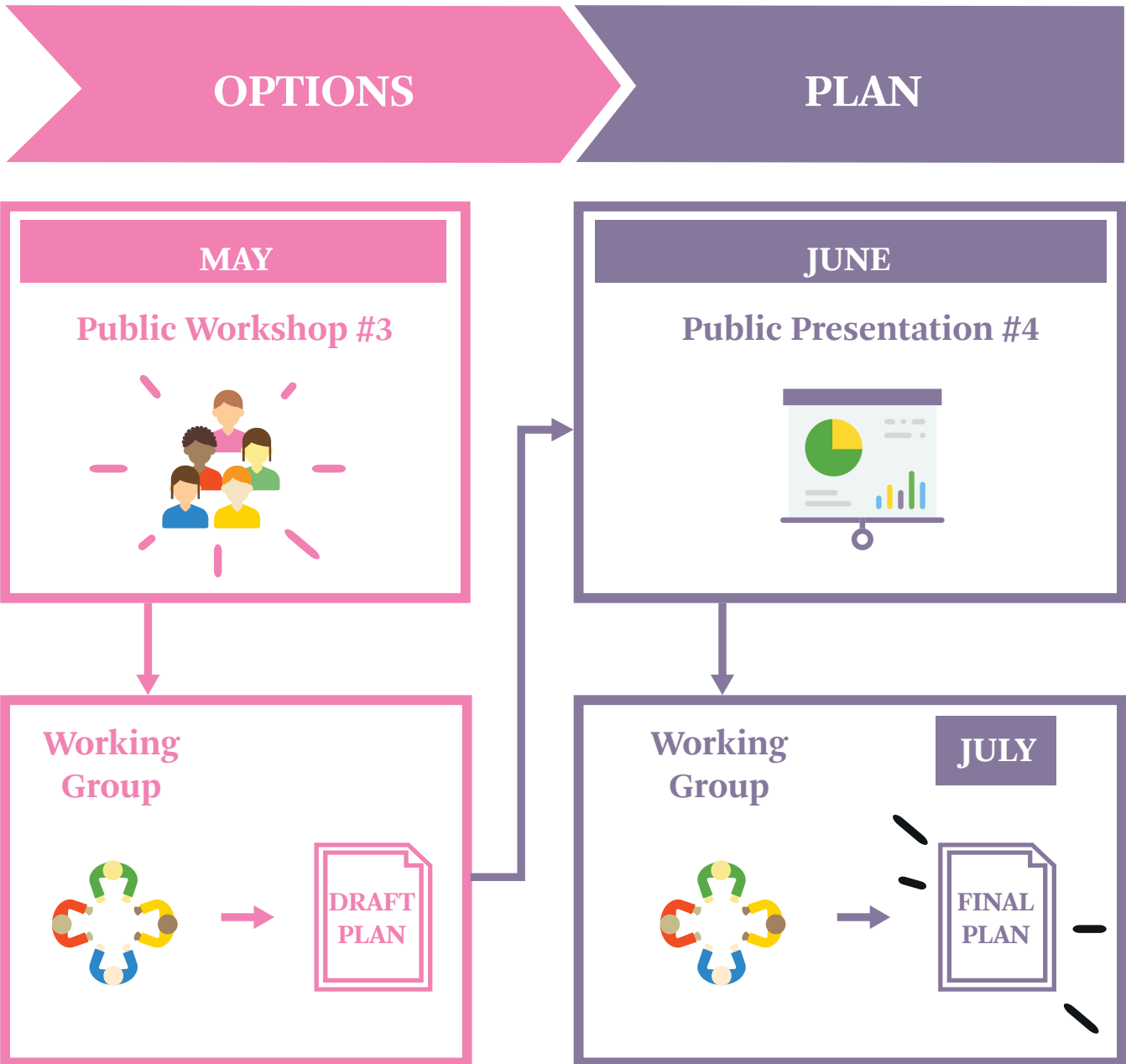
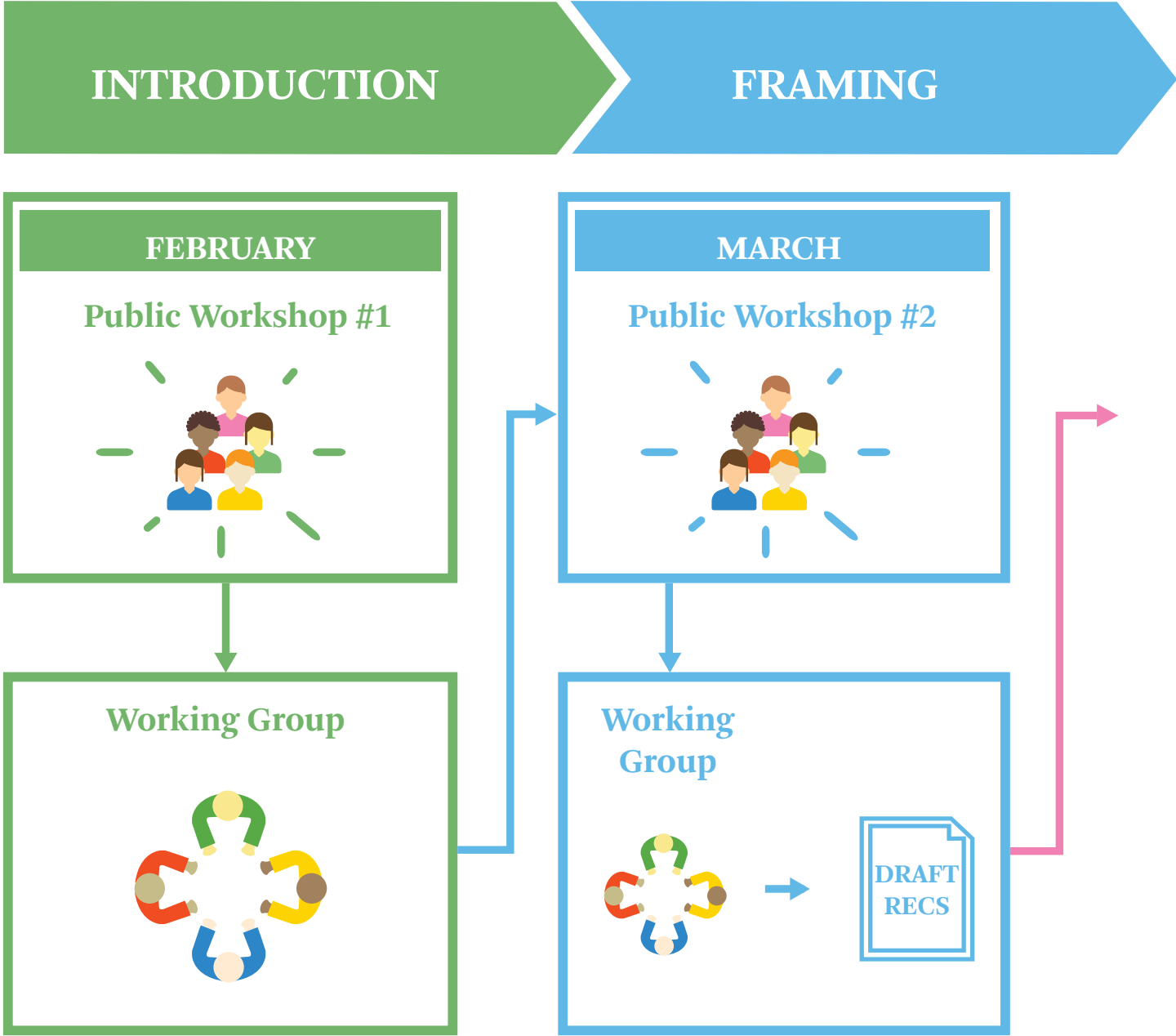
What do love most about your school?

What aspects of a Diversity Plan are most important to you?

What would you like to see change in the middle school admissions process?

How will you decide which middle school your child will attend?

D15 Diversity Plan Process Diagram



UPCOMING WORKSHOPS



Public Workshop #2
Framing
March 2018

Public Workshop #3
Options
May 2018

Public Workshop #4
Plan
June 2018

RSVP online: www.d15plan.eventbrite.com
To learn more visit: www.d15diversityplan.com

“The New York City Department of Education is committed to supporting learning environments that reflect the diversity of New York City. We believe all students benefit from diverse and inclusive schools and classrooms where all students, families and school staff are supported and welcomed. This work is essential to our vision of Equity and Excellence for all NYC students.”

- New York Department of Education

**For more information or to
RSVP via phone call:
tel: 718-935-2212
info@d15diversityplan.com**